



ÅRSTIDSRESAN

Öva tal 6-10 a













och klistra in rätt antal harar på andra sidan om =


Illustration of a worksheet showing a counting exercise. On the left, there are three rabbits. In the middle, there is an equals sign. On the right, there are five rabbits in boxes, with one box containing a rabbit and two empty boxes, each with a black dot. The text above says "och klistra in rätt antal harar på andra sidan om =".

Martina Wilén
Berit Johansson

Illustrationer:
Maria Öqvist

Klipp ut och klistra in rätt antal tupper på andra sidan om =

		=		
				
				




Lägg lika många maskrosor på var sida om =

A worksheet for a math activity. It features a large rectangular box divided into two equal halves by a vertical line. On the left side of the box, there are six yellow daisy-like flowers (maskrosor) arranged in two columns of three. On the right side, there is an equals sign (=) and a blank space for the student to place flowers. In the bottom-left corner of the box, there is a small icon of a hand pointing upwards.

Lägg lika många vitsippor på andra sidan =



Lägg lika många solar på andra sidan =



Lägg lika många maskrosblad på andra sidan =

